

60mm-System compact 360A

Continuity







System advantages

With an installed height of 160mm, the 60mm-System compact is a space-saving solution for distribution boards up to 360A. It offers major space advantages over conventional 60mm systems, in the power range in which 40mm systems were previously often used. Another major advantage is the possibility of combining the compact system with the 60mm-System classic: the large variety of components provides users with a great range of benefits. Moreover, the components of the 60mm-System compact satisfy the requirements of large creepage and clearance distances as per UL 508. They are therefore suitable for use in North America. You can find comprehensive information about this in the Approval Overview on page 8/57 onwards, and in the Product Descriptions on the internet at www.woehner.com.

If you have any further questions, our UL Hotline is at your disposal: +49 (0) 9563 / 751 508.

Connection technology

Convenient terminals for connection without drilling are available for conductor cross-sections from 1.5 to 150mm² and flat conductors up to 2 x 20 x 10mm. Terminal plates ensure shock protection and compliance with air and creepage distances, also in accordance with North American UL and CSA standards.

MOTUS®ContactronControl

Motor starter with additional functions: direct and reversing starters, overload protection and safety-oriented switch-off. The compact design with a width of just 22.5mm saves space in the control cabinet. Integrated functions considerably simplify the wiring. Furthermore, service life is extended by the hybrid switching technology. The switching lifespan is up to 10 times longer than in conventional switchgear such as contactors. The broad range adjustment also reduces the number of variants: just 3 versions are required for settings from 0.075A to 9A. With CrossLink® adapters for the 60mm-System compact, power is fed through the busbar system. The adapter locks securely in place on the busbar structure. The busbars remain safely covered and out of reach even if the MOTUS® controllers are removed. Suitable for use around the world, with UL508 approval for the North American market as well.

EQUES®Technology

Adapter technology for the secure mechanical and electrical connection of switchgear to the busbar structure. EQUES®EasyConnectors in a compact size can be combined to create larger switchgear assemblies, and with adapters of the 60mm-System classic series for circuit breakers with a nominal current of over 100A.



NEW

CRITO®Profiliner

Connection module, 3-pole

Equipment width 20mm,
length 160mm

With spring-loaded terminals
1.5 - 16mm²




MOTUS®ContactronControl

Hybrid motor starter with reversing
function

Installed width 22.5mm,
length 160mm

Setting ranges from 0.075 to 0.6A,
0.18 to 2.4A and 1.5 to 9A

UL approval



60mm-System compact, 5-pole

Space-saving system up to 200A

Installed height 160mm with
up to 5 busbars



Busbar adapter, 1-pole

18mm wide, for circuit breakers

Contact adjustable to L1, L2, L3 or N

Versions for up to 32A and up to 63A

CUSTO®EasyLiner


The use of fuses allows a high fault-current capacity coupled with the lowest possible energy let-through in the event of a blown fuse. In this way, sub-distribution boards with D02 bus-mounting fuse elements in compact design save a great deal of space on installation.

QUADRON®CrossLinkBreaker

The compact design of our size 000 NH fuse switch disconnectors allows the space saving advantages of the compact system to be fully exploited. When combined with the 60mm-System classic, the range of applications can also extend to other sizes. CrossLink®Technology opens the door to additional possibilities for use, as devices can be exchanged between identical adapter modules. More detailed information on CrossLink®Technology is also available in Chapter 2.

System components, 5-pole

The installed height of the 60mm-System compact remains at 160mm in the 5-pole version: N and PE conductors are positioned between the phases. This opens up new opportunities for saving space, as the busbar supports of the 60mm-System compact accommodate all 5 busbars. The busbars, cover sections and optional base plate remain the same. The connection technology offers a variable terminal module. For connecting conductors up to 120mm², single-pole elements are used, which can be combined as desired using connectors. The adapters are specially designed for a module width of 18mm. 1-pole elements can be adjusted to make contact with any one phase busbar or the N busbar. Empty adapters and connectors allow installation that is simultaneously variable and compact. Narrow N and PE modules for cable connection complete the system.



- 01 314
- 01 317
- 01 618
- 78 463
- 01 272

60mm-System compact, 3-pole, system height 160mm

for busbar 12 x 5, 10

Busbar supports

Type	Pack size	Weight		Part no.	
		kg/100 u.			
3-pole, for 12 x 5 and 12 x 10 flat busbars, with end cover	10	6.8		01 272	06
18mm separator for UL 508, fits under 01 272	10	5.2		01 374	06

Busbar E-Cu, tin-plated

Type	Length	Cross section	Pack size	Weight		Part no.	
				kg/100 u.			
12 x 5	2400	60	1	128.4		01 618	06
12 x 10	2400	120	1	257.0		01 623	06


For current carrying capacity of busbars see page 8/7 or 8/8

Cover section, 3-pole

Type	Pack size	Weight		Part no.	
		kg/100 u.			
0.7m long	2	42.0		01 314	06
mount for 01 314	10	1.8		01 317	06

Busbar cover, 1m long

for 12 - 30 x 5	10	8.7		01 244	06
for 12 - 30 x 10	10	10.1		01 245	06
for 12 x 5	10	3.2		78 463	06



- 01 165
- 01 401
- 01 562
- 01 284
- 01 285
- 01 287
- 01 068
- 01 135

60mm-System compact, 3-pole, system height 160mm

for busbar 12 x 5, 10

Universal conductor terminal

For busbars	Connection min. - max.	Terminal space W x H	For use up to max.	Pack size	Weight kg/100 u.		Part no.	
for 5mm flat busbars	1.5 - 16	7.5 x 7.5	180A	100	2.1		01 284	07
	4 - 35	10.5 x 11	270A	50	4.6		01 285	07
	16 - 70	14 x 14	400A	25	7.1		01 287	07
	16 - 120	17 x 15	440A	25	10.6		01 068	07
for 10mm flat busbars	1.5 - 16	7.5 x 7.5	180A	100	2.3		01 289	07
	4 - 35	10.5 x 11	270A	50	4.7		01 290	07
	16 - 70	14 x 14	400A	25	7.5		01 292	07
	16 - 120	17 x 15	440A	25	10.9		01 203	07

CRITO®ProfiClip, brace terminal

for 12-20 x 5-10 flat busbars	*	35 - 150	20 x 22	480A	6	10.2		01 135	07
* not maintenance-free if aluminium conductors are used (see page 8/2)									

CRITO®ProfiLiner, connection module 3-pole, for 12 x 5 and 12 x 10, with spring terminals, with cover cap


Connection	Width	For use up to max.	Pack size	Weight kg/100 u.		Part no.	
1.5 - 16mm ²	20	80A	6	16.0		01 562	07

Connecting terminal plate, 3-pole, with cover cap

Type	Width	For use up to max.	Pack size	Weight kg/100 u.		Part no.	
6-50mm ² round conductors, Ia. Cu 7x4 to 9x10	54	300A	1	20.6		01 401	07
35-150mm ² round conductors, Ia. Cu 15x5 to 18x10	90	480A	1	57.5		01 165	07

Busbar connector, for same-size busbars

For busbars	Length	System separation	For use up to max.	Pack size	Weight kg/100 u.		Part no.	
12-20 x 5-10	55	5 - 10	520A	12	19.2		01 166	07
12-20 x 5-10	150	100 - 110	520A	3	52.4		01 193	07



36 209
36 107
36 104
36 101
36 113
32 591
32 590

60mm-System compact, 3-pole, system height 160mm

for busbar 12 x 5, 10

EQUES®EasyConnector, busbar adapter

Type	Pack size	Weight kg/100 u.		Part no.	
32A, 1 mounting rail, 54 x 160mm	4	19.8		32 590	05
63A, 1 mounting rail, 54 x 160mm	4	21.8		32 591	05
9mm side-mounted module, connectable on both sides	10	2.0		32 912	05

MOTUS®ContactronControl, Hybrid motor starter with reversing function and CrossLink®Technology, 22.5mm wide


0.075 - 0.6A direct and reversing starter	1	61.9		36 101	21
0.18 - 2.4A direct and reversing starter	1	61.9		36 104	21
1.5 - 9A direct and reversing starter	1	61.9		36 107	21

Module for connection to SmartWire-DT®

for all MOTUS®ContactronControl	1	6.5		36 209	21
further components for SmartWire-DT on page 7/2					

Spare components MOTUS®ContactronControl

16A fuse for 0.6A and 2.4A versions	3	2.8		31 567	21
20A fuse for 9A version	3	2.8		31 568	21
30A fuse for 9A version for motors with heavy starting	3	2.8		31 569	21
0.075 - 0.6A electronics module for direct/reversing starters	1	57.1		36 109	21
0.18 - 2.4A electronics module for direct/reversing starters	1	57.1		36 110	21
1.5 - 9A electronics module for direct/reversing starters	1	57.1		36 111	21
adapter for 60mm-System compact	1	9.3		36 113	21



33 416
03 316
31 554

60mm-System compact, 3-pole, system height 160mm

for busbar 12 x 5, 10

CUSTO®EasyLiner, D0 bus-mounting fuse base 63A


Type	Pack size	Weight kg/100 u.	Part no.	
3-pole, 36 x 160mm, size D02	6	13.0	31 554	01

QUADRON®CrossLinkCarrier, NH bus-mounting fuse base 125A

3-pole, 90 x 160mm, size NH000, NH00C	1	70.3	03 316	10
grip lug cover, 1 unit required for each NH fuse base	4	2.7	03 287	10

QUADRON®CrossLinkBreaker, NH bus-mounting fuse base 125A

3-pole, 90 x 160mm, size NH000, NH00C	1	90.0	33 416	09
pilot switch for monitoring lid position	1	1.1	33 156	09
lid interlock for sealing wire for 33 416	10	0.2	33 905	09



- 01 427
- 01 426
- 01 376
- 32 640
- 01 367
- 01 364
- 33 416
- 01 618
- 01 272

60mm-System compact, 5-pole, system height 160mm

for busbar 12 x 5

Busbar supports

Type	Pack size	Weight		Part no.	
		kg/100 u.			
3, 4, 5-pole, for 12 x 5 flat busbars, with end cover	10	6.8		01 272	06

Intermediate busbar brace, 2mm wide
for 3, 4, 5-pole system

Type	Pack size	Weight		Part no.	
		kg/100 u.			
for 3, 4, 5-pole system	10	1.5		01 376	06

Busbars
12 x 5 flat busbar, 2.4m long, tin-plated
For current carrying capacity of busbars see page 8/7 or 8/8

Type	Pack size	Weight		Part no.	
		kg/100 u.			
12 x 5 flat busbar, 2.4m long, tin-plated	1	128.4		01 618	06

Cover section, can only be used with holder 01 317

Type	Pack size	Weight		Part no.	
		kg/100 u.			
0.7m long	2	42.0		01 314	06
mount for 01 314	10	1.8		01 317	06
base plate, 0.7m long	2	26.7		01 371	06

Connection set with cover cap


Type	Width	Length	Pack size	Weight		Part no.	
				kg/100 u.			
connection set, 3-pole, 10-120mm ²	90	160	1	60.0		01 370	07
connection module N, 10-120mm ²	30	160	1	21.5		01 364	07
connection module PE, 10-120mm ²	30	160	1	21.5		01 367	07
connection set, 3-pole, 10-120mm ²	60	160	1	51.5		01 426	07
connection module N+PE, 10-120mm ²	30	160	1	30.0		01 427	07

QUADRON®CrossLinkBreaker, NH bus-mounting fuse switch disconnecter 125A, only for use in 3-pole system

Type	Pack size	Weight		Part no.	
		kg/100 u.			
3-pole, 90 x 160mm, size NH000, NH00C	1	90.0		33 416	09

Busbar adapter, 4-pole

Type	Width	Pack size	Weight		Part no.	
			kg/100 u.			
160A, for Schneider Electric INS100-160	141	1	64.0		32 640	05



- 32 634
- 32 632
- 32 633
- 32 631
- 32 628
- 32 630
- 32 629

60mm-System compact, 5-pole, system height 160mm

for busbar 12 x 5

Busbar adapter, modular						
Type	Adapter width	Adapter length	Pack size	Weight		Part no.
				kg/100 u.		
1-pole, 32A	18	160	12	6.0		32 629 05
1-pole, 63A	18	160	12	6.6		32 630 05
1-pole, 63A, for Schneider Electric iC60, iC65 and C60	18	160	12	7.0		32 628 05
contact can be set to L ₁ , L ₂ , L ₃ or N						
module N, with terminal 16mm ²	*	9	160	12	4.4	32 632 05
module PE, with terminal 16mm ²		9	160	12	4.4	32 634 05
component support, 1-pole		18	160	6	3.3	32 631 05
side-mounted module		9	160	12	1.2	32 633 05
connection set for creating multi-pole adapters (50 connections possible)			1	2.0		31 390 05
* without separate lock to the busbar system. It must be plugged onto the modular busbar adapter.						