







DRIVECOD rotary actuators

		Dimensions (mm)	Hollow shaft ø (mm)	Shaft rotational speed max. (rpm)	Nominal torque (Nm)	Max. torque (Nm)	Motor brake	Power supply (Vdc)	RS232 service Modbus	CANopen	Profibus	Modbus RS485	Operating temp. °C (°F) min. - max.	Protection max.
	RD1A Positioning unit with absolute encoder Brushless motor Diagnostic LEDs Industrial	59 x 112 x 125	14	240 120 60	1,2 2,4 5	3 6 12		24	•	•	•	•	0 +60 (32 +140)	IP65
	RD12A Positioning unit with absolute encoder Brushless motor Diagnostic LEDs Industrial	59 x 142 x 125	14	240 120 60	1,2 2,4 5	3 6 12	•	24	•	•	•	•	0 +60 (32 +140)	IP65
	RD5 Compact positioning unit with absolute encoder Brushless motor Industrial	48,3 x 88 x 126,6	14	60	5	12		24		•	•	•	0 +60 (32 +140)	IP54
	RD52 Compact positioning unit with absolute encoder Brushless motor Industrial	48,3 x 88 x 126,6	14	60	5	12	•	24		•	•	•	0 +60 (32 +140)	IP54
	RD4 Positioning unit with absolute encoder Brushless motor Heavy-duty	65 x 153 x 160	20	94 62	10 15	15 30		24		•	•	•	0 +60 (32 +140)	IP65